

# PLATEAU SERIES SEATING




**Engineered for  
durability**

## Plateau Series Seating



### Unparalleled levels of service and quality



All moving components in this seat require no oil, grease or ongoing maintenance. The seat is installed with lock washers and socket head screws for a lifetime of trouble-free operation. All metal and aluminum parts are coated with your choice in color of a durable UV powder-coated finish. The HDPE on our indoor applications includes a flame-retardant additive. For our outdoor applications, we recommend including a UV stabilizer for added life expectancy. The contoured design of this seat increases strength while adding to the comfort.

# PLATEAU SERIES SEATING

## Specifications


### Standard Colors

RED - FR301

GREEN - FR603

BLUE - FR501

BLACK - FR001



### Seat and Back Features

Seat and back shall be one-piece, injection-molded plastic construction, high density, high impact-resistant linear polyethylene with smooth surface. Seats and backs to receive inserts which are securely fastened to the molded seat and back. Stay-fast insert nuts to be molded into the seat and back to achieve torque and pullout strength requirements.

### Bracket Features

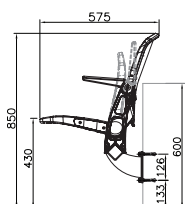
Seats and backs shall be supported by diecast aluminum. All riser center brackets to be installed with a minimum of three 8mm wedge anchors. Brackets to be installed on 500mm or 550mm centers; seats and backs are built to accommodate these sizes. Seat is tested by a certified, independent laboratory to 100,000 cycles with no appreciable loss to the self-rising action or loosening of components.

### Tiered Seating System with Retractable/Telescopic Platform Features

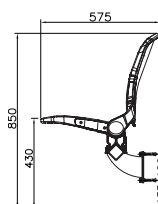
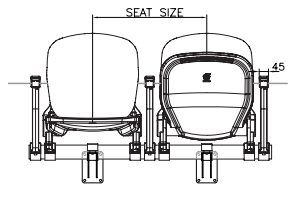
Constructed of high quality steel with aluminum tier edges. Available with either electric or manual operation. Emergency system in case of power failure or mechanical trouble. Equipped with rails on both sides. Advanced mechanical bearing system ensures load requirement of static and dynamic state. Chair backs automatically or manually folded during retraction. Platform wheels designed to protect wooden or synthetic flooring surface.

### Model YS2863RSC

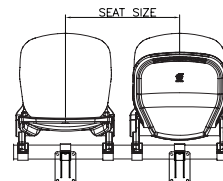
By adding the "R" to the back of the model number you are adding an upholstered, cushioned insert to the seat and back. An added "S" indicates the inclusion of an armrest. With the addition of a "C", you would further include a cup holder. With this increase in comfort you are also able to choose from a variety of finishes to further accent your facility.



YS-2863SC



YS-2863R



### Options

- Unique color matching
- Variety of fabrics
- Cup holders
- Tread or riser mounts
- Telescopic platforms
- Retractable version